

Transportation
Safety Board
of Canada

Bureau de la sécurité
des transports
du Canada

02 November 2021

Mr. Steve Kanellakos
City Manager
City of Ottawa
110 Laurier Avenue West
Ottawa, Ontario
K1P 1J1

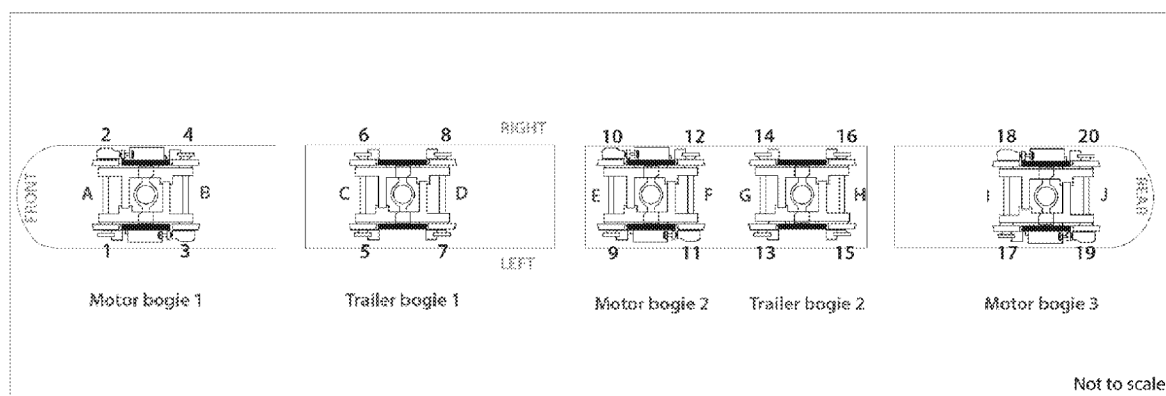
617-03/21
TSB file R21H0121

Dear Mr. Kanellakos:

SUBJECT: RAIL SAFETY ADVISORY LETTER 03/21
Work procedures for Ottawa Light Rail Transit vehicle maintenance


On 14 September 2019, Ottawa Light Rail Transit (OLRT) Stage 1 commenced operation in Ottawa, Ontario. The vehicle selected for OLRT operations was the Citadis Spirit light rail vehicle (LRV) manufactured by Alstom and mounted on Iponam bogies¹ (Figures 1 and 2). OLRT connects 2 LRVs together and operates them as 1 commuter train.

Figure 1. Schematic of an LRV showing bogies. Official Alstom nomenclature identifies the axle locations as A–J but Alstom refers to axle positions 1–10 and wheel positions 1–20 (Source: TSB)



¹ Bogie is a term commonly used in the industry to describe a commuter passenger LRV truck assembly.

Figure 2. Alstom LRV Iponam motor bogie (Source: TSB)



Each motor bogie is equipped with 2 motors—1 on each side of the bogie. Power from each motor is transmitted to a drive wheel through a gearbox that interconnects with a splined axle stub, also referred to as a reducer hub, which is secured to the wheel hub with 12 bolts (Figure 3). Disc brake rotors are attached to the wheel hub opposite the drive wheel of each motor bogie wheel set (Figure 4), and to each wheel of the trailer bogies. The rotors are also secured to the wheel hub with 12 bolts.

Figure 3. Splined axle stub secured to a wheel hub (Source: Alstom, with TSB annotations)


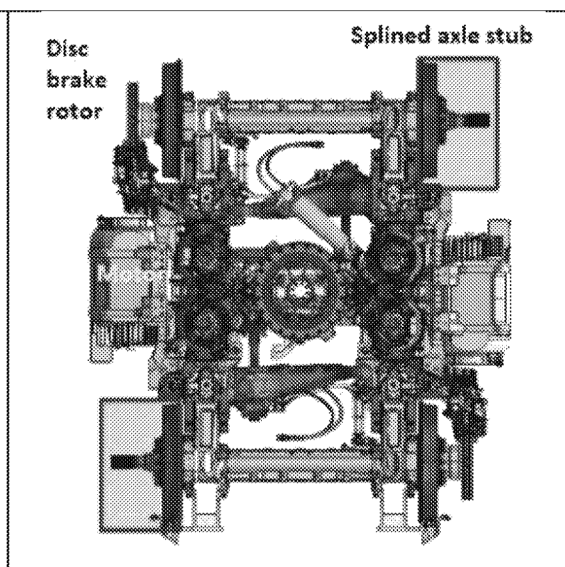


Figure 4. Bogie schematic (Source: Alstom, with TSB annotations)



Ottawa Light Rail Transit main-track train derailment on 08 August 2021

On 08 August 2021 at about 2034,² an eastbound OLRT commuter train was proceeding from the north track to the south track over the SW-302 south crossover switch at a speed of about 30 km/h. Subsequently, it derailed about 90 m east of Tunney's Pasture Station in Ottawa [REDACTED]

² All times are Eastern Daylight Time.

Following the LRV 1119 derailment, the entire OLRT LRV fleet was grounded while cartridge assembly axial end play clearance measurements were completed on the fleet (20 per LRV). Measured clearances in excess of 0.1 mm required the cartridge assembly to be replaced with a new assembly. A new periodic inspection was implemented to measure axial end play clearance on all LRVs every 7500 km, on an ongoing basis.

The initial fleet inspection identified 1 destroyed cartridge assembly on LRV 1119 and 17 other loose cartridge assemblies on 9 other LRVs with measured clearances that ranged from 0.12 mm to 0.89 mm. During this fleet inspection, 3 loose cartridge assemblies were identified on LRV 1121 in the motor bogie 2 (BM2) No. 11 wheel position and in the motor bogie 3 (BM3) No. 17 and No. 19 wheel positions.

LRV 1121 was held at the OLRT Belfast Yard Maintenance and Storage Facility (MSF) for repairs where the 3 suspect LRV 1121 cartridge assemblies were replaced between 08 September and 11 September 2021 (Appendix A).

LRV 1121 refurbishment work

On 08 September 2021, in preparation for refurbishment work, BM2 and BM3 were removed from LRV 1121.

On 09 September 2021, work commenced. All preparation work was done by Alstom employees, including removal of gearbox, axle spline stub, and disc brake assemblies, before Texelis employees conducted their work to replace the cartridge bearing assemblies.

After the Texelis employees completed their work, the bogies were re-assembled by Alstom employees. The Alstom work included the installation of new bolts with the application of the required torque for the remaining bogie assembly.

Bolts that secure the splined axle stubs, disc brake rotors and wheels have torque requirements. An electronic torque gun (torque gun) that captures data automatically is used to complete the torquing of these bolts.

At 2300 on 09 September 2021, the afternoon shop staff finished their shift without realizing that the bolts securing the splined axle stub to the wheel hub in BM2, No. 11 wheel position, had not been adequately torqued or advising the next shift of work that was outstanding.

On 10 September 2021, the morning shift continued with the refurbishment, completed the torquing of the disc brake rotors, reinstalled BM2 and BM3 and, then sent LRV 1121 to MSF 1 for final inspection, which included a check of all gearboxes for oil leaks. Subsequently, LRV 1121 was released from MSF 1 on 13 September 2021 and resumed passenger service the next day.

The accident

At about 1200 on 19 September 2021, westbound OLRT commuter train 1121-1138 was proceeding on track 1 when BM2 on the trailing LRV 1121 derailed near the mid-point of the north platform of Tremblay Station as it departed the station. The train continued for about 1400 feet, over the rail bridge that traversed Riverside Drive. The derailed bogie condition was not detected, nor noticed by the operator. Subsequently, the train went into emergency and

³ TSB Rail Safety Advisory 02-21 entitled "Roller bearing failure resulting in derailment of Ottawa Light Rail Transit vehicle" issued 17 September 2021.

came to a stop just west of the rail bridge. The train, which had 12 passengers and 1 operator on-board at the time, was evacuated once it was safe to do so. There were no injuries.

Site examination


BM2 on LRV 1121 had derailed to the north side of the track. The motor gearbox from the No. 11 wheel position had detached from the wheel and was missing (Figure 5).

Figure 5. BM2 on LRV 1121 derailed and gearbox missing from wheel position No. 11 (Source: Alstom)




During the derailment, LRV 1121 had contacted and destroyed a signal mast and switch heater that were adjacent to, and north of, track 1 (Figure 6).

Figure 6. Looking west at LRV 1121 on track 1 (Source: TSB)



From LRV 1121 eastward, the ballast along the north side of track 1 was disturbed for about 1400 feet. The gearbox from the BM2 No. 11 wheel position was located on the ballast just north of the track. An oil plug was missing from the gearbox (Figures 7 and 8).

Figure 7. Looking east at gearbox (Source: TSB) **Figure 8.** Gearbox close-up (Source: TSB)



At the time of the occurrence, LRV 1121 had accumulated approximately 800 km since the cartridge assembly refurbishment for BM2 No. 11 wheel position. Subsequently, LRV 1121 was sent to the OLRT MSF for detailed examination of BM2 and BM3, which both had been recently refurbished.

After LRV 1121 arrived at the MSF, BM2 and BM3 were removed from LRV 1121 at MSF 2 and quarantined.


Examination of gearbox from the LRV BM2 No. 11 wheel position

On 28 September 2021, the TSB and Alstom conducted a joint examination of the 2 bogies.

The splined axle stub is normally secured to the wheel hub with 12 fine-thread, class 12.9 M16x1.5 bolts. In this case, all 12 of the bolts from the BM2 No. 11 wheel position had failed (Figures 9 and 10).

Figure 9. Gearbox as received (Source: TSB)

Figure 10. Splined axle stub removed (Source: TSB)



The recovered bolts were examined at the TSB laboratory with the following observations:

[REDACTED]

[REDACTED]

[REDACTED]

[REDACTED]

[REDACTED]

Alstom requires that bolts not be reused, although reuse of bolts on this component was previously noted by Alstom on 19 October 2020.

A post-accident review of the torque gun data revealed that data for one of the three splined axle securement operations was missing. This missing data was later attributed to the BM2 No. 11 wheel position after employees physically checked the bolts securing the splined axle stub in BM3 No. 17 wheel position and BM3 No. 19 wheel position and determined that the required torque was applied.

The torque gun requires a train ID, bogie ID and employee ID before a work procedure is selected from a work order. This information is often not readily available as part of the work order paperwork. Consequently, staff scan values off of an old work order that was left at the torque gun workstation. In this case, the work order for LRV 1121 was unavailable; therefore, staff scanned an old work order and the work was recorded as being for LRV 1125.

It is also possible to select the torquing of multiple components with a single operation. For example, it is possible for the worker to select a "4WHEELTIGHTENING" procedure, which allows for all 48 bolts on a total of 4 wheels to be tightened in succession rather than doing each wheel individually and recording the torque values that were applied to a particular wheel position.




Work procedures and oversight

The assembly of a bogie has a written procedure. While there is a checklist and sign-off required for re-attaching a bogie to an LRV, there is no checklist with sign-off documentation required for employees that complete many of the critical tasks for bogie and wheel assembly. There was also no sign-off required for the supervisory or quality control personnel that should be providing oversight.

often perform the work out of order and the steps, when completed, are not consistently documented.

Although the splined axle stub installation, which includes torquing the bolts that secure the splined axle stub to the wheel hub, is among the final steps in the procedure, Alstom staff routinely take the wheel off without removing the splined axle stub.

Alstom's process requires that all bolts for which a torque is specified are to be identified with a suitable marker/indicator after torquing. However, a review of some of the overhauled components also revealed a lack of consistency in the "marking" of torqued bolts.



The TSB would appreciate being informed of what action, if any, will be taken in this regard and further advised of the outcomes of such action taken.

Yours sincerely,

**Trebutat,
Paul**

Paul Trebutat

Director, Investigations, Rail/Pipeline

Digitally signed by Trebutat, Paul
DN: C=CA, O=GC, OU=TSB-BST, CN="Trebutat, Paul"
Reason: I am the author of this document
Location: your signing location here
Date: 2021-11-02 15:09:59
TSB Phantom PDF Version: 9.7.0

cc:

Mr. Michael DeJong
Director General, Rail Safety
Transport Canada

Ms. Renée Amilcar
General Manager
Transit Services City of Ottawa

Mr. Brandon Richards
Chief Safety Officer
Safety, Compliance, Training and Development Transportation Services
City of Ottawa

Mr. Mario Guerra
Chief Executive Officer
Rideau Transit Maintenance

Mr. Richard France
Project Manager
Alstom Transport

Background information

617-03/21
Occurrence R21H0121

TSB contacts

Mr. Rob Johnston
Manager, Head Office and Central Region Operations
Gatineau, Quebec
613-371-9195

Mr. Glen Pilon
Regional Senior Investigator, Central Region
Gatineau, Quebec
819-210-1174

Mr. Adam McRae
Engineering Specialist/ Senior Investigator
Gatineau, Quebec
873-455-0406

Appendix A – TSB estimated timeline of work performed on LRV 1121

Notes:

- Times below are estimated based on results from TSB investigation activities.
- Alstom staff at the OLRT MSF 1 building generally handle inspections and routine maintenance while staff at the MSF 2 building looks after retrofits and refurbishments.
- Although OLRT LRVs only have 10 axles (figure 1), Alstom refers to BM3 as containing axles 11 and 12. To minimize confusion, the information has been modified to identify axles 9 and 10 with wheel positions No. 17 to No. 20.
- Motor-Bogie 2 (BM2) axle F (6) includes wheel positions No. 11-No. 12.
- Motor-bogie 3 (BM3) axle I (9) includes wheel positions No. 17-No. 18 and axle J (10) includes wheel positions No. 19-No. 20.

Date (2021)	Estimated Time	Action
11 August		Fleet inspection identifies 3 loose cartridge assemblies on LRV 1121. <ul style="list-style-type: none"> • BM2 No. 11-wheel position, and • BM3 No. 17-wheel position and No. 19-wheel position
08 Sept		MSF 2 - BM2 & BM3 removed from LRV 1121
		Axles dismantled
09 Sept	0600	Alstom MSF 2 morning crew begins workday
		Texelis changes BM3 axle 10 cartridge assemblies (wheel positions 19-20)
		Texelis changes BM3 axle 09 cartridge assemblies (wheel positions 17-18)
	1400	Alstom MSF 2 afternoon shift begins workday
		Texelis changes BM2 axle 06 cartridge assemblies (wheel positions 11-12)
		Splined axle hub bolts tightened BM3 axle 09 - wheel position No. 18
	1930-2000	Dinner break
	2025-2040	Splined axle hub bolts tightened BM3 axle 10 - wheel position No. 19
	2050-2240	Wheel bolts torqued - BM3 wheels No. 17 to No. 20 and BM2 wheels No. 11-No. 12
	2300	Alstom MSF 2 afternoon shift completes workday
10 Sept	0600	Alstom MSF 2 morning shift starts workday
	0600-1100	Disc brake rotors torqued - BM2 axle 06 wheel position No. 12, BM3 axle 10 wheel position No. 20 and BM3 axle 09 wheel position No. 17
		Post axle clearance check
		MSF 2 BM2 and BM3 installed back in LRV 1121 - refurbishment complete
		LRV 1121 sent to MSF 1 for final inspection
11 Sept		MSF 1 final inspection of LRV 1121 – Gear boxes checked for leaks
13 Sept		LRV 1121 released.
14 Sept		LRV 1121 back in service - accumulated 11 kms
14-18 Sept		LRV 1121 travelled a total of 753 kms
19 Sept	0740	LRV 1121 & LRV 1138 resume daily service as train 21/38
19 Sept	1200	LRV 1121 derails in Tremblay station after traveling about 800 km following refurbishment and release back into service